


# SOFTEL

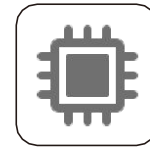
## SWR-2100

### 2100M Gigabit WIFI Router

SWR-2100 is a 2100M 11ac dual-band wireless router specially designed for villas and large apartments with over 100Mbps FTTH network. The router has built-in dual-core CPU and is equipped with DDR3 memory, which enable the system to run fast and stably. With 128MB large memory, it has a larger data cache space to guarantee game acceleration and more functions. The built-in independent PA / LNA signal enhancement module and external 6 high-gain omnidirectional antennas produce strong signal penetration performance, which truly help to achieve the full coverage of dual-band Wifi in villas and large apartments. SWR-2100 is widely used in various applications such as wireless relay, LED light / WiFi timer switch, USB sharing etc. It is an ideal router for requirement of large coverage, signal penetration and smooth surfing.



Dual-band



Dual-core CPU




Full Gigabit Ports



Extended 6x antennas



MU-MIMO











Dual wireless CPU







Ipv6



# Specification

 <b>Chipset</b>	MT7621A+MT7615N+ MT7603E
 <b>Memory/Storage</b>	128MB/16MB
 <b>Interface LAN Ports</b>	4×10/100/1000Mbps
 <b>Interface WAN Port</b>	1×10/100/1000Mbps
 <b>External Power Supply</b>	12VDC/1.5A
 <b>W x D x H</b>	234×148×31mm
 <b>Certification</b>	CE, RoHS
 <b>Button</b>	WPS/Reset

 <b>Wireless Standards</b>	IEEE 802.11ac/n/a 5GHz IEEE 802.11b/g/n 2.4GHz
 <b>Wireless Speeds</b>	300Mbps(2.4GHz) 1733Mbps(5GHz)
<b>Hz Frequency</b>	2.4-2.5GHz; 5.15-5.25GHz
 <b>Wireless Modes</b>	Wireless Router; WISP; AP
 <b>Antenna</b>	2×2.4GHz 4×5GHz

## Product Interface

